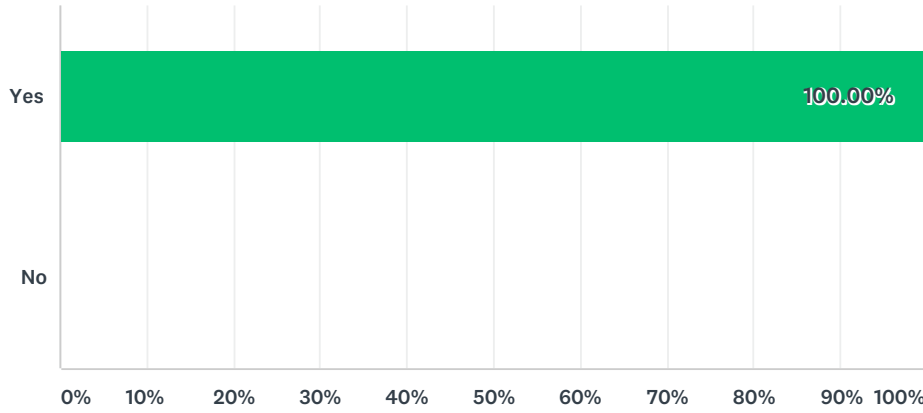


### Q1 Do you live in Whitley/Whitley area?

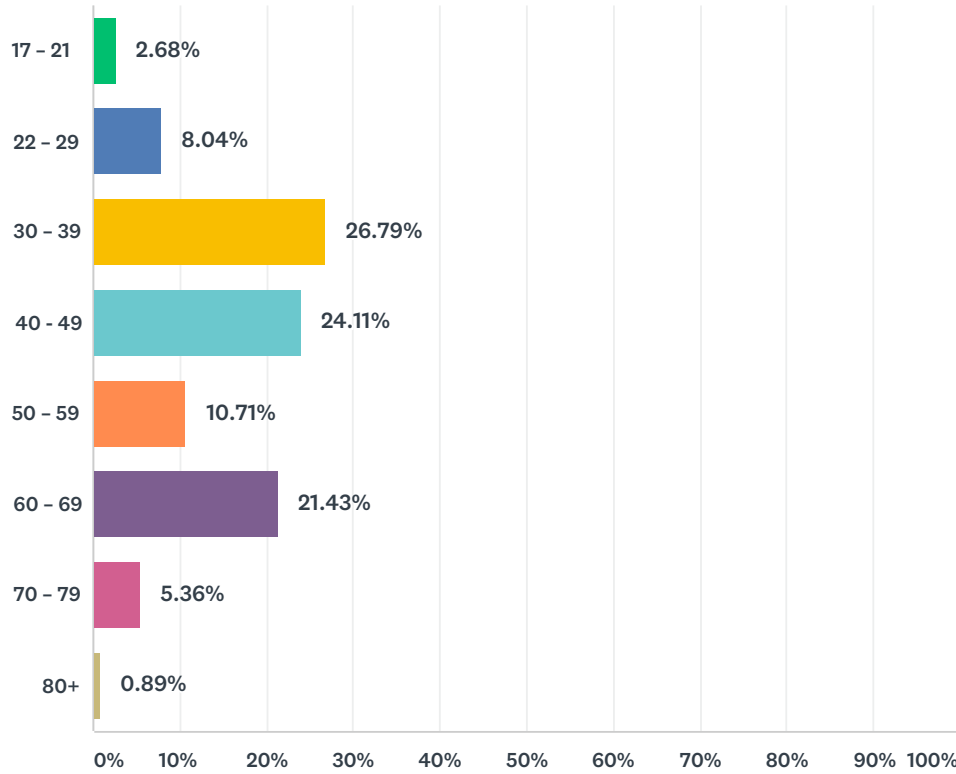
Answered: 112 Skipped: 0



ANSWER CHOICES	RESPONSES	
Yes	100.00%	112
No	0.00%	0
TOTAL		112

## Q2 What age bracket are you in?

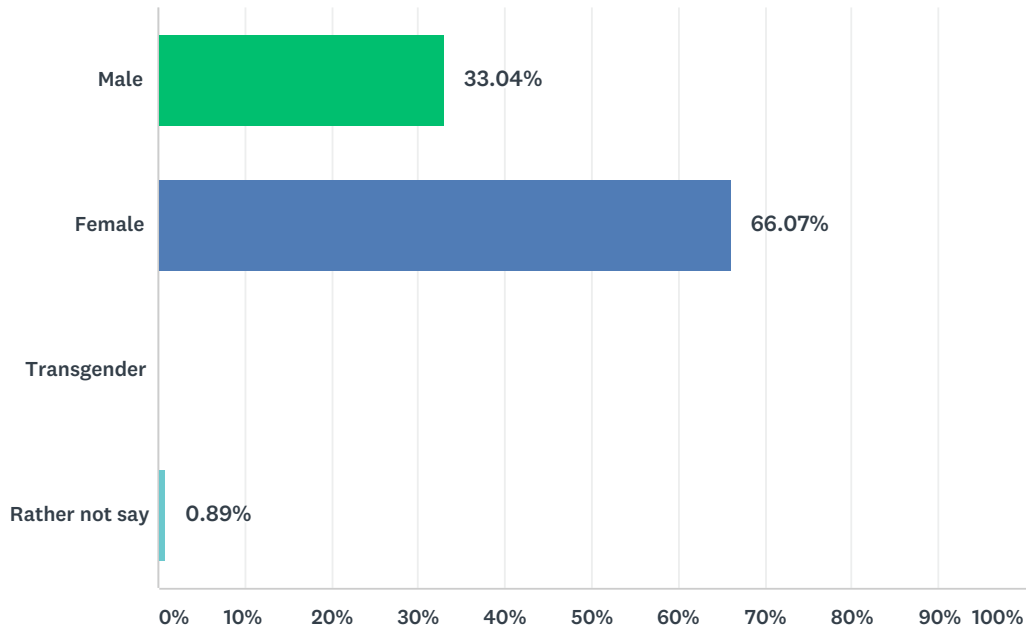
Answered: 112 Skipped: 0



ANSWER CHOICES	RESPONSES
17 - 21	2.68% 3
22 - 29	8.04% 9
30 - 39	26.79% 30
40 - 49	24.11% 27
50 - 59	10.71% 12
60 - 69	21.43% 24
70 - 79	5.36% 6
80+	0.89% 1
<b>TOTAL</b>	<b>112</b>

### Q3 Which gender do you identify as?

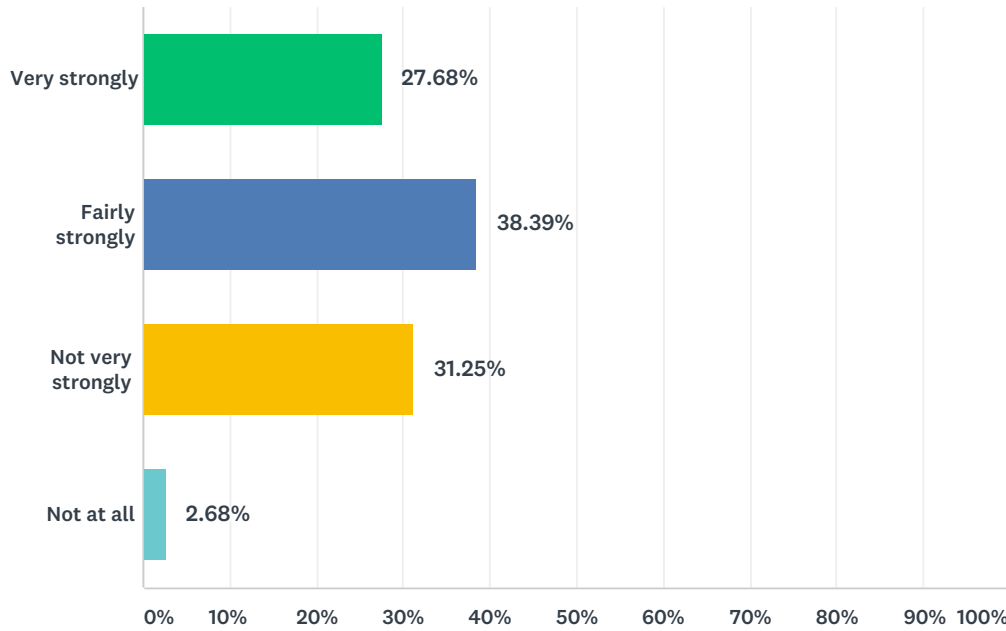
Answered: 112 Skipped: 0



ANSWER CHOICES	RESPONSES	
Male	33.04%	37
Female	66.07%	74
Transgender	0.00%	0
Rather not say	0.89%	1
TOTAL		112

## Q4 How strongly do you feel you belong to our community or that you are part of it?

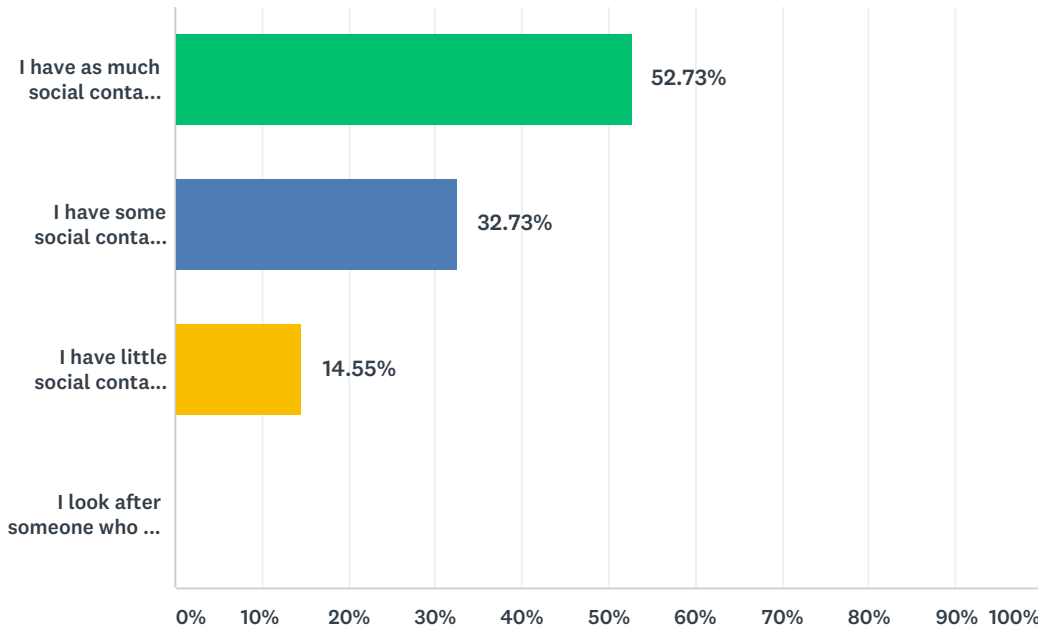
Answered: 112 Skipped: 0



ANSWER CHOICES	RESPONSES	
Very strongly	27.68%	31
Fairly strongly	38.39%	43
Not very strongly	31.25%	35
Not at all	2.68%	3
<b>TOTAL</b>		<b>112</b>

### Q5 Thinking about how much contact you have had with people, which of the following best describes your social situation?

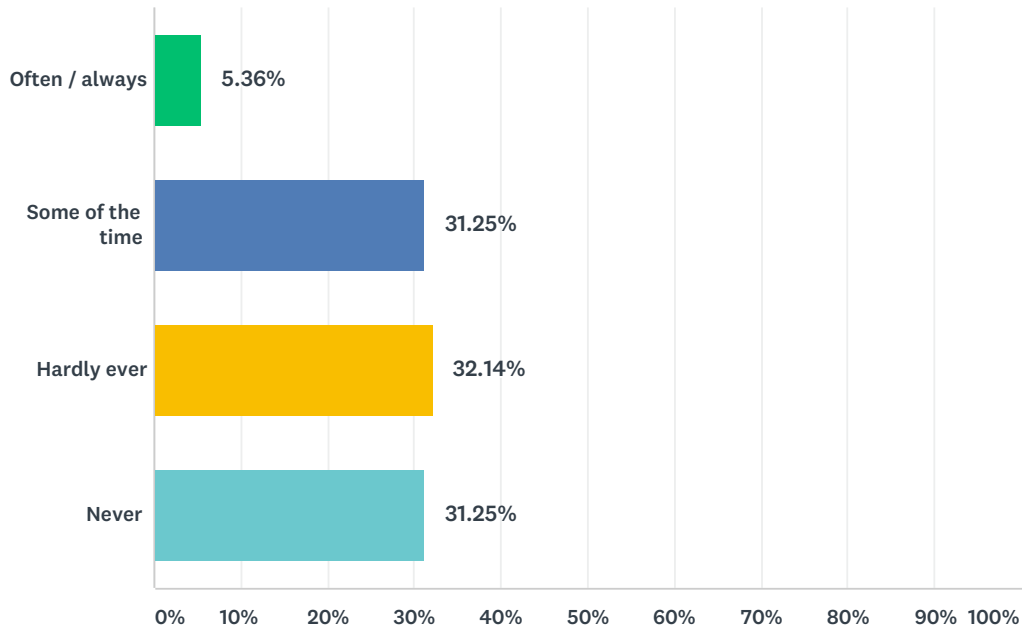
Answered: 110 Skipped: 2



ANSWER CHOICES	RESPONSES	
I have as much social contact I want with people I like	52.73%	58
I have some social contact but not enough	32.73%	36
I have little social contact and feel socially isolated	14.55%	16
I look after someone who is socially isolated	0.00%	0
<b>TOTAL</b>		<b>110</b>

### Q6 How often do you feel lonely?

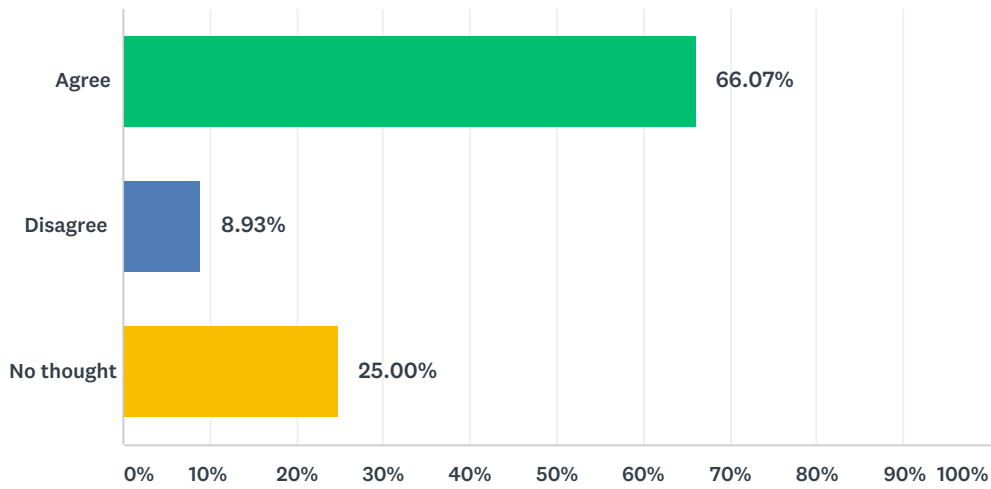
Answered: 112 Skipped: 0



ANSWER CHOICES	RESPONSES	
Often / always	5.36%	6
Some of the time	31.25%	35
Hardly ever	32.14%	36
Never	31.25%	35
TOTAL		112

### Q7 Do you agree with this statement “I am concerned about social isolation and loneliness in Whitley”

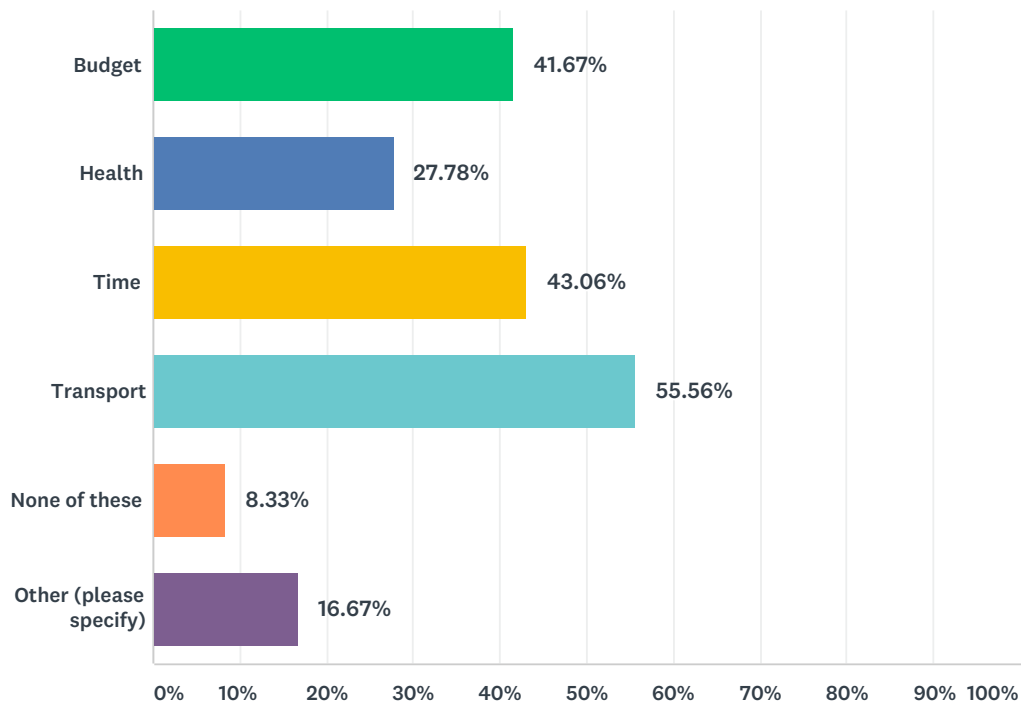
Answered: 112 Skipped: 0



ANSWER CHOICES	RESPONSES	
Agree	66.07%	74
Disagree	8.93%	10
No thought	25.00%	28
TOTAL		112

## Q8 What factors are barriers to social contact in Whitley?

Answered: 72 Skipped: 40



ANSWER CHOICES	RESPONSES	
Budget	41.67%	30
Health	27.78%	20
Time	43.06%	31
Transport	55.56%	40
None of these	8.33%	6
Other (please specify)	16.67%	12
Total Respondents: 72		

#	OTHER (PLEASE SPECIFY)	DATE
1	Community events	9/27/2018 9:09 PM
2	Places to go for teens	9/26/2018 11:46 PM
3	No shop, nowhere to meet people	9/25/2018 10:48 AM
4	Lack of venue for village events - other than the pub, which isn't suitable for many events.	9/24/2018 9:26 PM
5	Groups in the community	9/24/2018 5:38 PM
6	Someone to organise and a location	9/24/2018 4:00 PM
7	Lack of community centre	9/24/2018 1:33 PM
8	Lack of availability of activities	9/24/2018 11:45 AM
9	No Community location	9/14/2018 10:40 PM



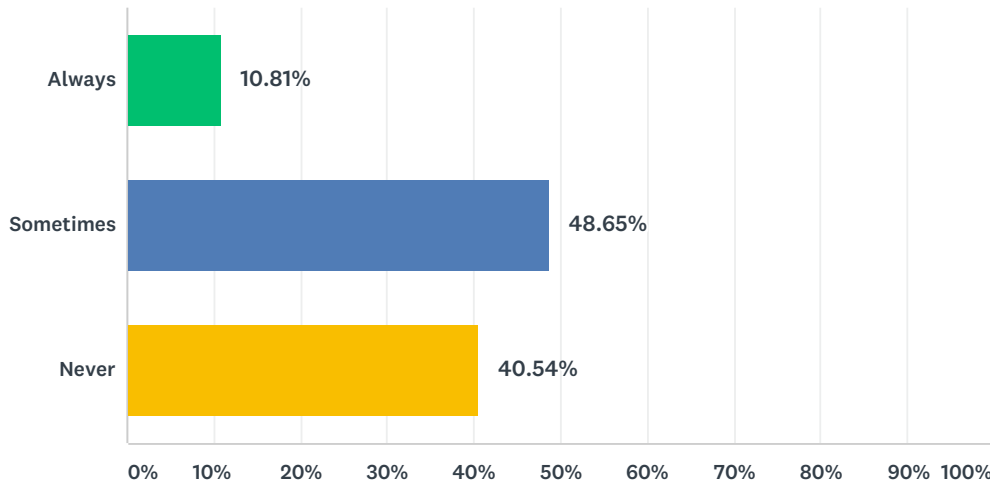
---

10	Lack of facilities	9/14/2018 9:32 PM
11	Lack of facilities	9/14/2018 1:00 PM
12	No amenities	9/14/2018 9:33 AM

---

### Q9 Do you experience difficulty in accessing basic services such as Doctors, Banks, Hospitals, Recreation (Cinema, Shopping, Eating out) and Supermarkets etc.?

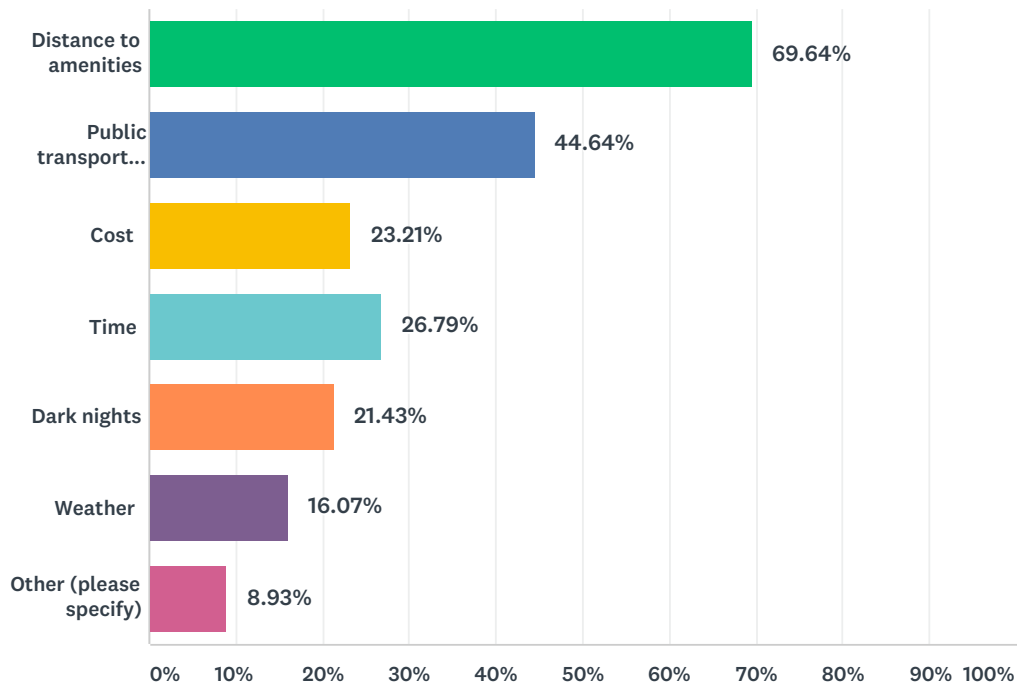
Answered: 111 Skipped: 1



ANSWER CHOICES	RESPONSES	
Always	10.81%	12
Sometimes	48.65%	54
Never	40.54%	45
TOTAL		111

### Q10 If you answered always / sometimes to Q9, what problems do you experience? (tick all that apply)

Answered: 56 Skipped: 56

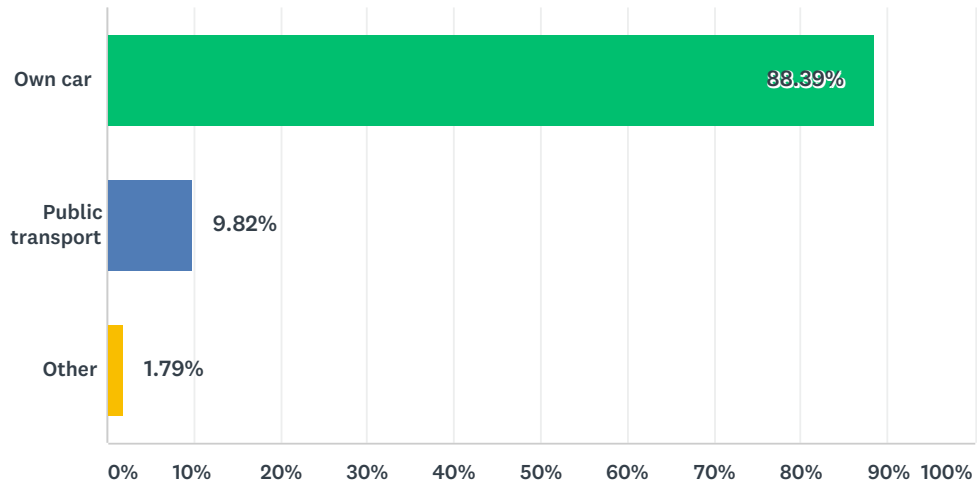


ANSWER CHOICES	RESPONSES	
Distance to amenities	69.64%	39
Public transport timetables	44.64%	25
Cost	23.21%	13
Time	26.79%	15
Dark nights	21.43%	12
Weather	16.07%	9
Other (please specify)	8.93%	5
Total Respondents: 56		

#	OTHER (PLEASE SPECIFY)	DATE
1	Availability of doctors apointments	9/28/2018 11:50 AM
2	N/a	9/15/2018 8:15 AM
3	Answered no	9/14/2018 9:32 PM
4	gp LONG WAITING list not about accessibility	9/14/2018 11:47 AM
5	None	9/14/2018 9:33 AM

### Q11 Do you own a car or rely on Public transport to access services?

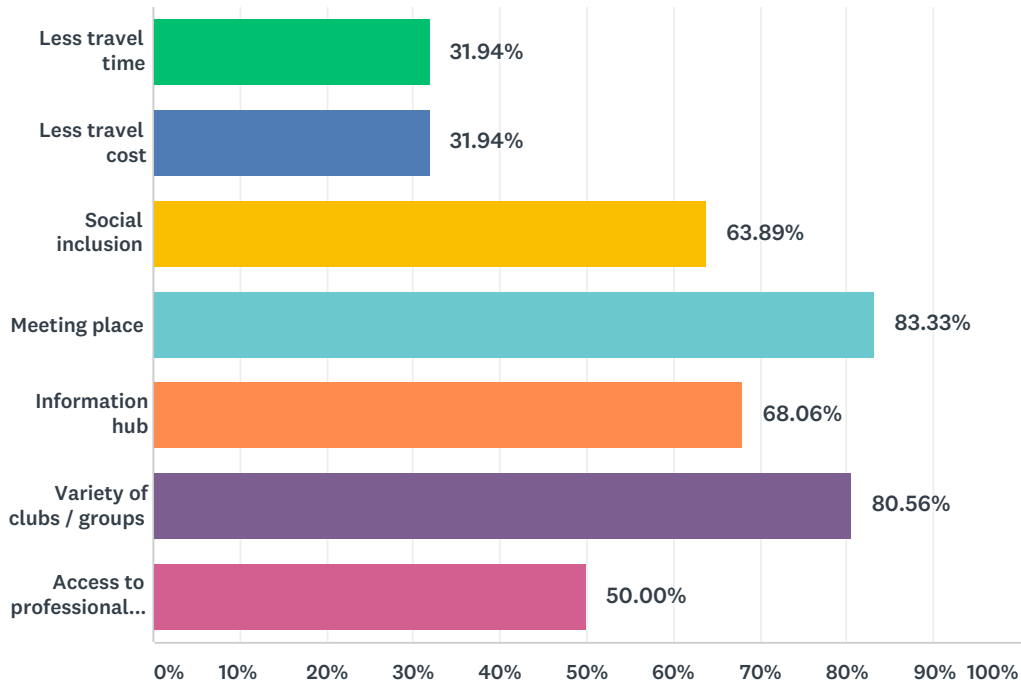
Answered: 112 Skipped: 0



ANSWER CHOICES	RESPONSES	
Own car	88.39%	99
Public transport	9.82%	11
Other	1.79%	2
<b>TOTAL</b>		<b>112</b>

### Q12 In what areas would having a Community Centre be of benefit to you/your family? (tick all that apply)

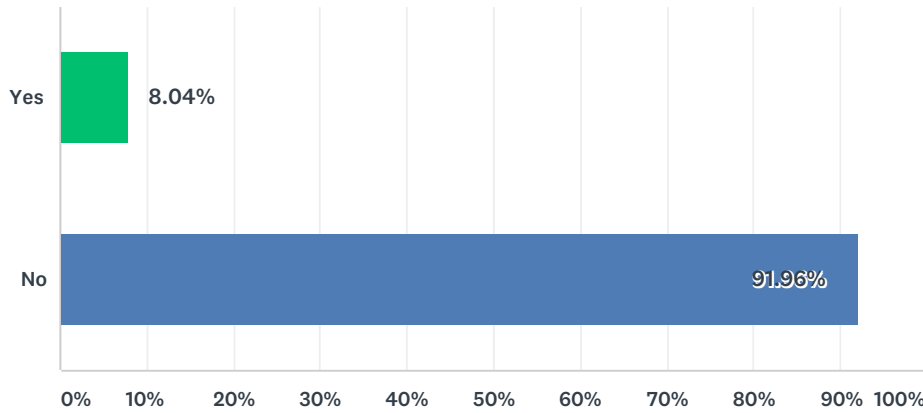
Answered: 72 Skipped: 40



ANSWER CHOICES	RESPONSES	
Less travel time	31.94%	23
Less travel cost	31.94%	23
Social inclusion	63.89%	46
Meeting place	83.33%	60
Information hub	68.06%	49
Variety of clubs / groups	80.56%	58
Access to professional services / training	50.00%	36
Total Respondents: 72		

### Q13 Do you feel our community provides enough social interaction/ activities?

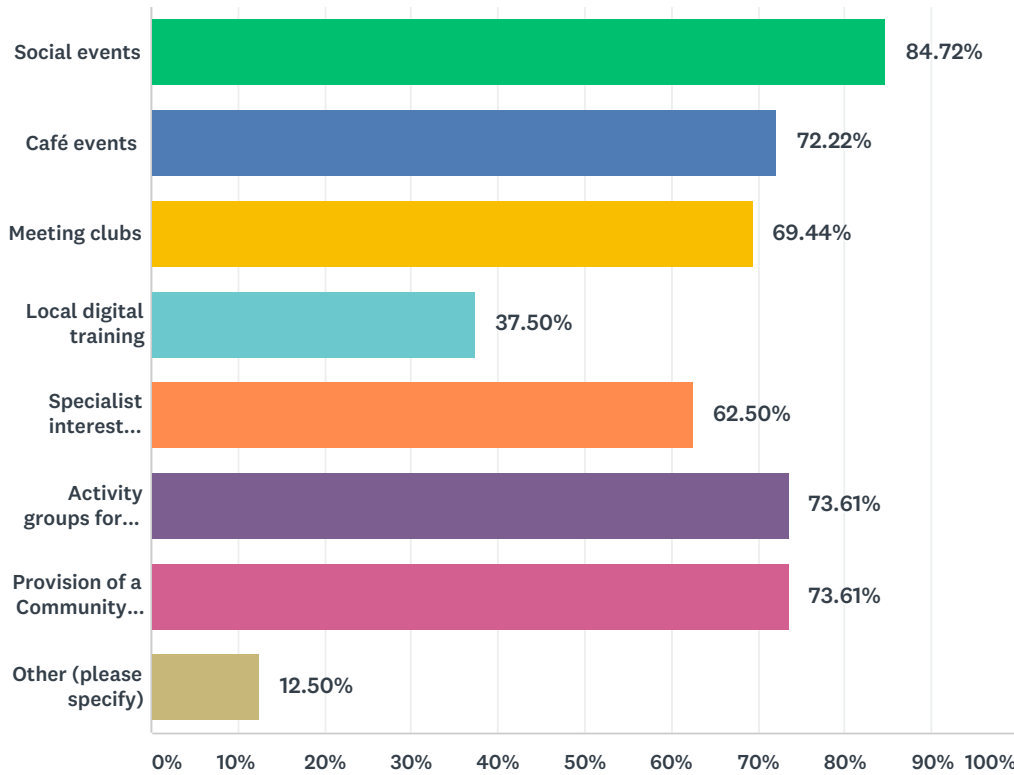
Answered: 112 Skipped: 0



ANSWER CHOICES	RESPONSES	
Yes	8.04%	9
No	91.96%	103
TOTAL		112

### Q14 To build stronger relationships across our community, what would help? (tick all that apply)

Answered: 72 Skipped: 40



ANSWER CHOICES	RESPONSES	
Social events	84.72%	61
Café events	72.22%	52
Meeting clubs	69.44%	50
Local digital training	37.50%	27
Specialist interest groups	62.50%	45
Activity groups for children	73.61%	53
Provision of a Community Centre / building	73.61%	53
Other (please specify)	12.50%	9
Total Respondents: 72		

#	OTHER (PLEASE SPECIFY)	DATE
1	Local shop	9/27/2018 9:09 PM
2	Children's sports teams	9/27/2018 8:05 PM
3	Sport	9/24/2018 9:57 PM
4	Pantomine	9/24/2018 6:33 PM

5	Whitley needs a shop	9/24/2018 3:33 PM
6	Somewhere accessible for wheelchair users...	9/24/2018 2:56 PM
7	A village shop	9/24/2018 10:37 AM
8	Exercise class in walking distance	9/14/2018 4:25 PM
9	Especially groups for children, and particularly older kids .	9/14/2018 1:00 PM



## Q15 You can contact our group at whitleycommunitycentre@outlook.com

Answered: 14 Skipped: 98

#	RESPONSES	DATE
1	allikat1975@yahoo.co.uk	9/27/2018 8:05 PM
2	Claire	9/27/2018 7:23 PM
3	Okay	9/24/2018 9:57 PM
4	Ok	9/24/2018 8:32 PM
5	.	9/24/2018 6:18 PM
6	Kk	9/24/2018 3:33 PM
7	.	9/16/2018 4:33 PM
8	Have offered to help and heard nothing for months	9/13/2018 5:16 PM
9	????	9/13/2018 4:55 PM
10	Ok	9/12/2018 2:24 PM
11	Thank you for caring	9/12/2018 11:36 AM
12	N	9/12/2018 8:47 AM
13	X	9/11/2018 10:58 PM
14	Thank you	9/11/2018 9:43 PM